



THE UNIVERSITY OF
AUCKLAND
Te Whare Wānanga o Tāmaki Makaurau
NEW ZEALAND

Pillars in the Mist:

***Supporting Effective Decision-making with Statistical Analysis
of SUSHI and COUNTER Usage Reports***

Aleksandra Petrovic

Application Administrator & Collection Data Analyst


**Libraries and Learning Services
Te Tumu Herenga**

**ANZREG 2018 Conference
Adelaide, 30-31 May**

Changing Environment

Increasing call for
evidence-based
decision making

Rising importance
of e-resources

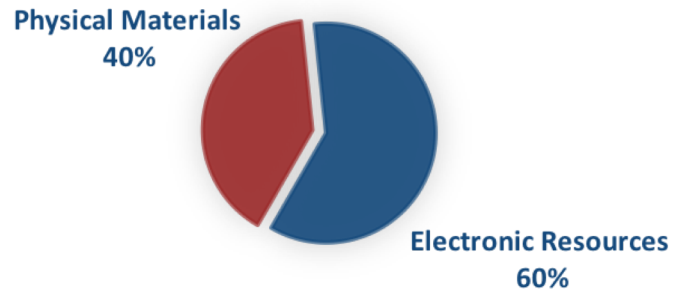


Decreasing budget

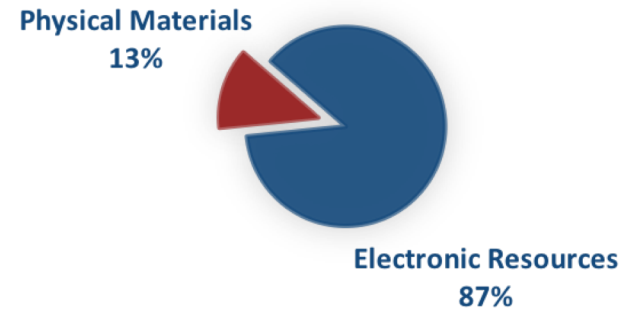
User behaviour

UoA Collections Change

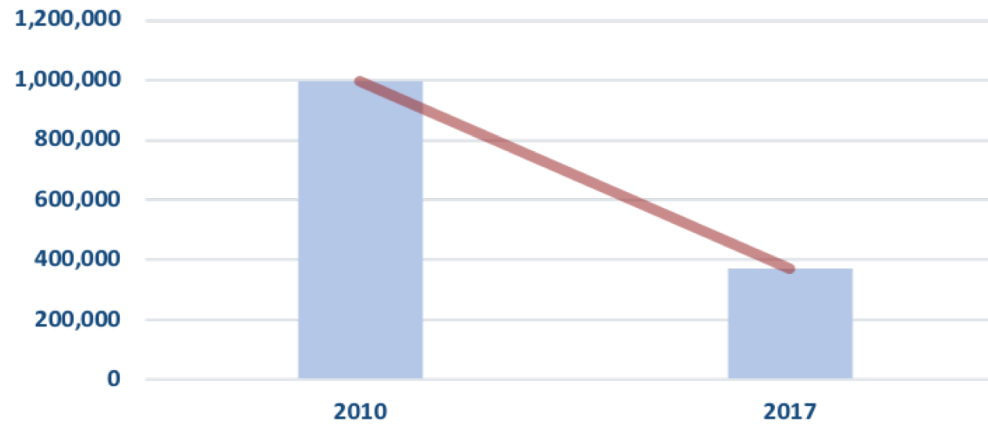
2007 Spending



2017 Spending



Physical Loans



Project Purposes

Investigating alignment of e-resources to our teaching and learning needs

Supporting data-informed decision-making

Allocating the budget effectively



Choices

Alma Analytics

**Journal Usage Statistics Portal
JUSP**

**EBSCO
Usage Consolidation**



Reasons for Choosing Alma



No additional fees

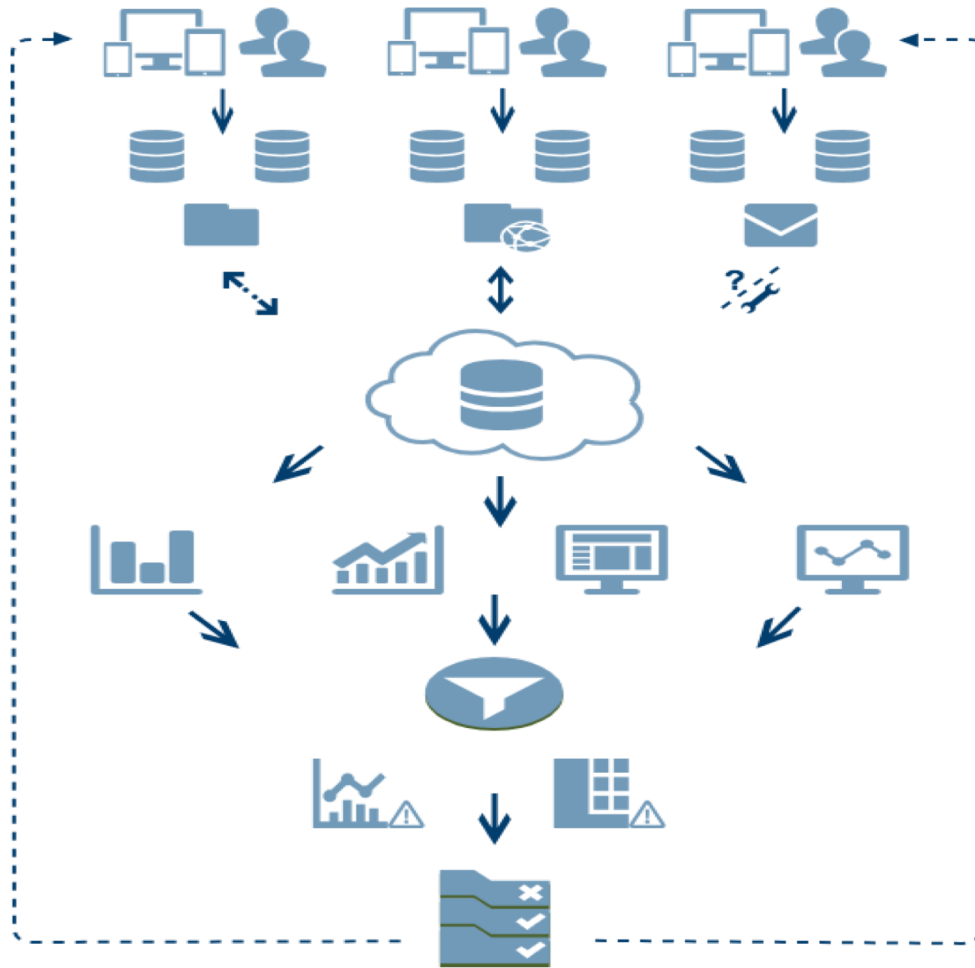
Part of existing library management system

No restrictions in keeping the historical records

Possibility for modifying and enhancing reports

Our input in the future development

Workflow



User activities

Vendor platforms

Harvesting

Alma Analytics

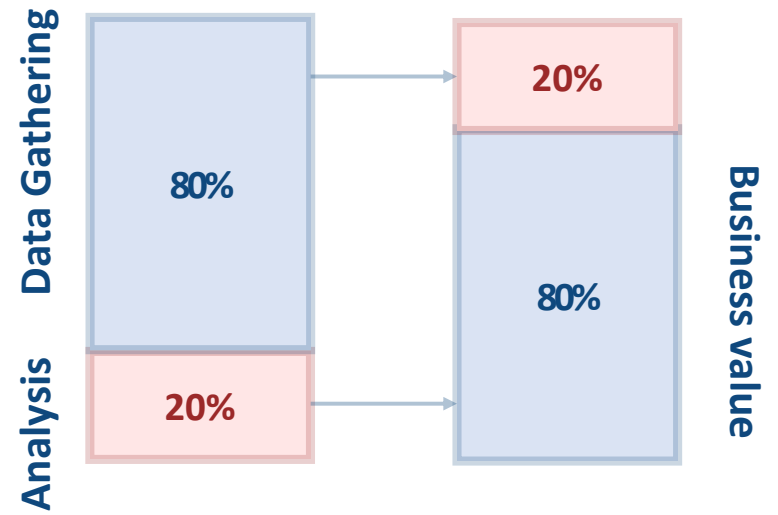
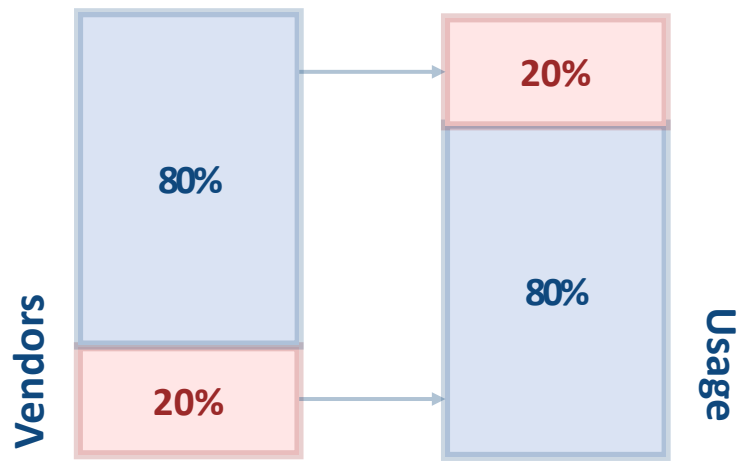
Reports and graphs

Analysing and evaluating

Subscription decisions

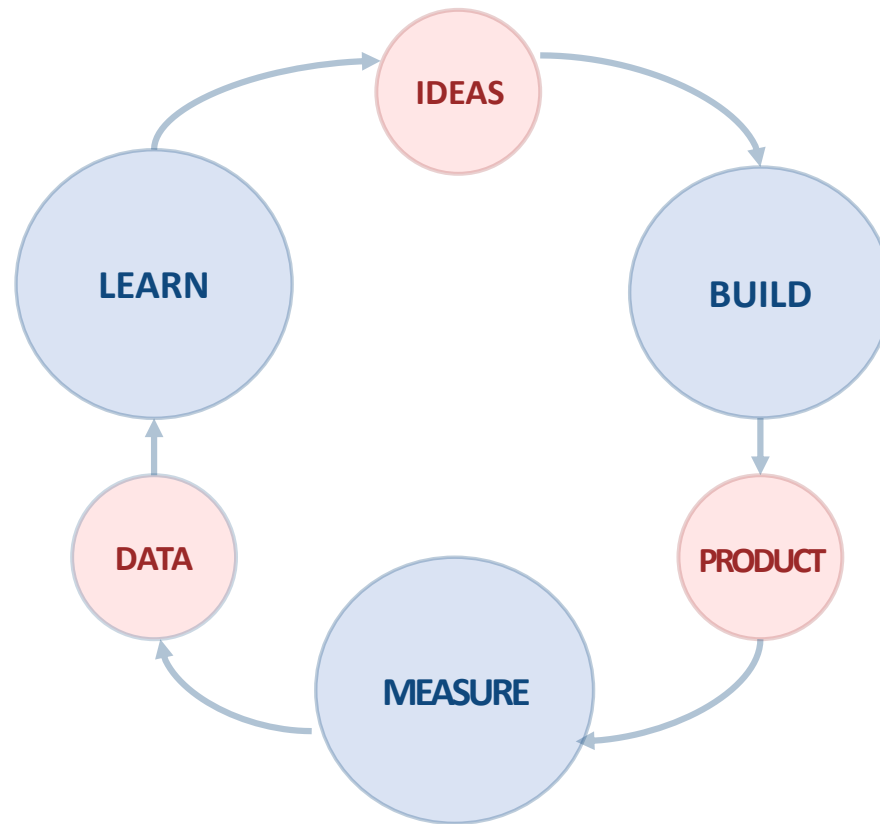
Pareto Principle

Efficient use of resources



Iterative Design

Minimum Viable Product



Obstacles and Solutions

Slow vendor response

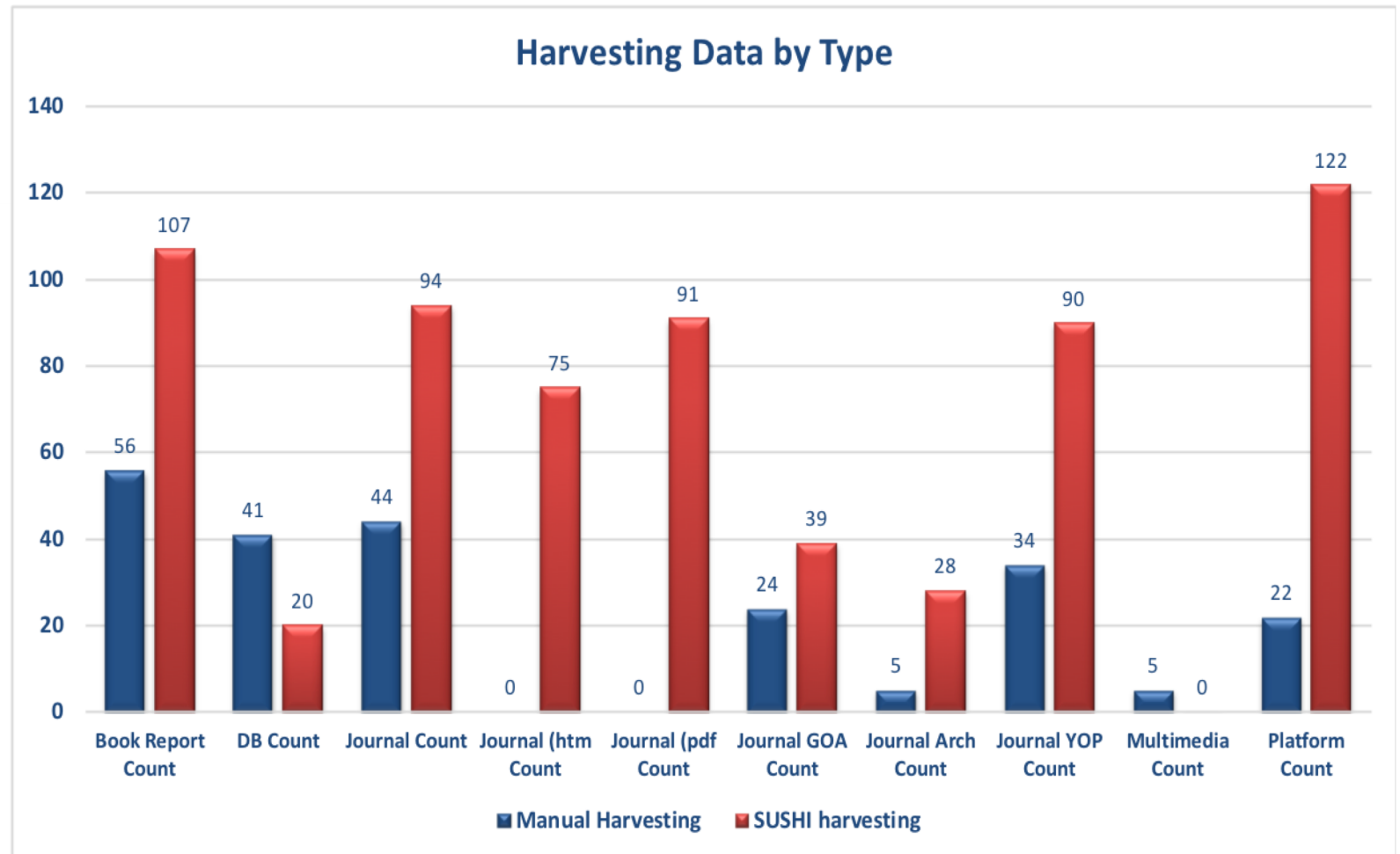
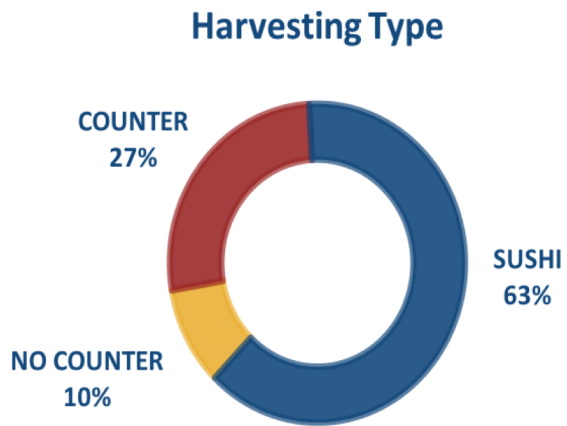
Harvesting bugs



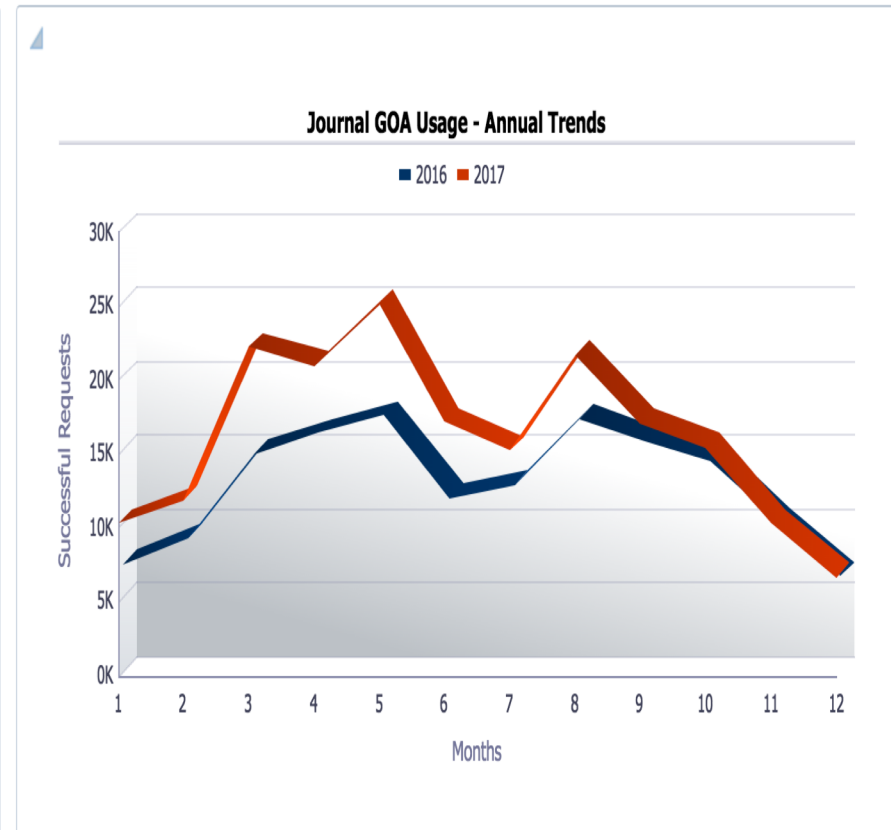
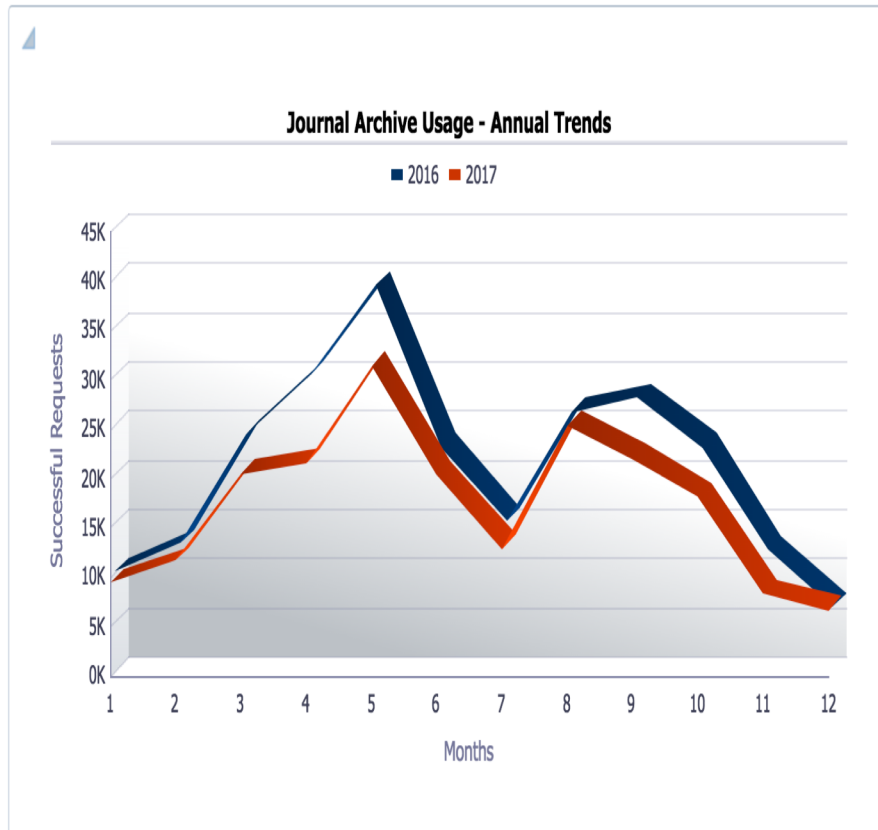
Tracking the harvesting

Reporting failures

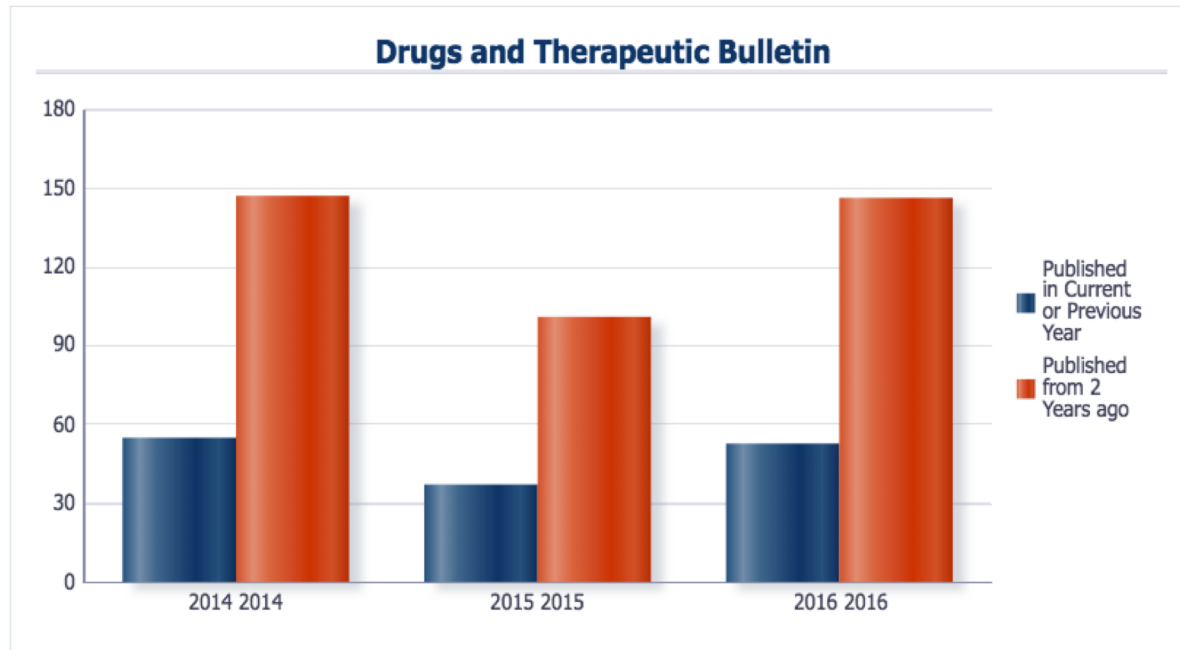
Vendor Report Ratio



Trends in Open Access Usage



Savings: Year of Publication Usage



| Platform | Origin Title |
|------------|--------------------------------------|
| Platform | DTB - Drug and Therapeutics Bulletin |
| Aggregator | Drug and Therapeutics Bulletin |

Savings: Analysing Package

| Platform | Origin Title | Total Title Number |
|-----------------|---------------------------|---------------------------|
| Platform1 | "Camp Pain" | 1 |
| Platform1 | "Off the Straight Path" | 1 |
| Platform1 | "Real" Indians and Others | 1 |
| Platform1 | "We Live in the Shadow" | 1 |
| Platform1 | 163256 | 1 |
| Platform1 | 1812 | 1 |
| Platform1 | 1863 | 1 |
| Platform1 | 1929 | 1 |
| Platform1 | 21st-Century Hollywood | 1 |
| Platform2 | 22 Ideas to Fix the World | 2 |
| Platform1 | | 2 |

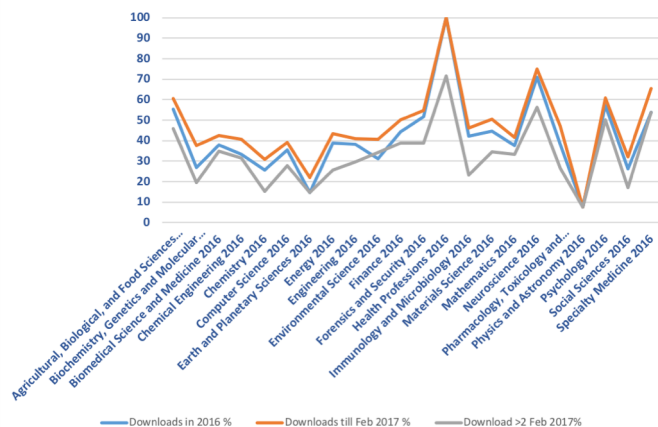
Savings: Analysing Package

| Platform | Origin Title | 2015 | 2016 | Two Years Difference |
|-----------|--|------|------|----------------------|
| Platform1 | Advertising & Society Quarterly | 342 | 0 | -342 |
| Platform1 | Syllecta Classica | 74 | 0 | -74 |
| Platform1 | Humanity: An International Journal of Human Rights, Humanitarianism, and Development | 48 | 0 | -48 |
| Platform1 | CR: The New Centennial Review | 38 | 0 | -38 |
| Platform1 | Hume Studies | 38 | 0 | -38 |
| Platform1 | Tolkien Studies | 32 | 0 | -32 |



Savings: Evidence-Based Acquisition

| Year | Collection | Total Number of titles | Number of used till Feb 2017 | Num. of downloads in 2016 | Num. of downloads >2 till Feb 2017 | Downloads in 2016 % | Downloads till Feb 2017 % | Download >2 Feb 2017% |
|------|----------------------|------------------------|------------------------------|---------------------------|------------------------------------|---------------------|---------------------------|-----------------------|
| 2016 | Agricultural, Biolog | 96 | 58 | 53 | 44 | 55.21 | 60.42 | 45.83 |
| 2016 | Biochemistry, Gene | 56 | 21 | 15 | 11 | 26.79 | 37.50 | 19.64 |
| 2016 | Biomedical Science | 66 | 28 | 25 | 23 | 37.88 | 42.42 | 34.85 |
| 2016 | Chemical Engineeri | 54 | 22 | 18 | 17 | 33.33 | 40.74 | 31.48 |
| 2016 | Chemistry 2016 | 39 | 12 | 10 | 6 | 25.64 | 30.77 | 15.38 |
| 2016 | Computer Science 2 | 79 | 31 | 28 | 22 | 35.44 | 39.24 | 27.85 |
| 2016 | Earth and Planetar | 41 | 9 | 6 | 6 | 14.63 | 21.95 | 14.63 |
| 2016 | Energy 2016 | 62 | 27 | 24 | 16 | 38.71 | 43.55 | 25.81 |
| 2016 | Engineering 2016 | 178 | 73 | 68 | 53 | 38.20 | 41.01 | 29.78 |
| 2016 | Environmental Scie | 32 | 13 | 10 | 11 | 31.25 | 40.63 | 34.38 |
| 2016 | Finance 2016 | 18 | 9 | 8 | 7 | 44.44 | 50.00 | 38.89 |
| 2016 | Forensics and Secur | 31 | 17 | 16 | 12 | 51.61 | 54.84 | 38.71 |
| 2016 | Health Professions | 7 | 7 | 7 | 5 | 100.00 | 100.00 | 71.43 |
| 2016 | Immunology and M | 26 | 12 | 11 | 6 | 42.31 | 46.15 | 23.08 |
| 2016 | Materials Science 2 | 101 | 51 | 45 | 35 | 44.55 | 50.50 | 34.65 |
| 2016 | Mathematics 2016 | 24 | 10 | 9 | 8 | 37.50 | 41.67 | 33.33 |
| 2016 | Neuroscience 2016 | 48 | 36 | 34 | 27 | 70.83 | 75.00 | 56.25 |
| 2016 | Pharmacology, Toxi | 34 | 16 | 13 | 9 | 38.24 | 47.06 | 26.47 |
| 2016 | Physics and Astron | 13 | 1 | 1 | 1 | 7.69 | 7.69 | 7.69 |
| 2016 | Psychology 2016 | 28 | 17 | 16 | 14 | 57.14 | 60.71 | 50.00 |
| 2016 | Social Sciences 201 | 53 | 17 | 14 | 9 | 26.42 | 32.08 | 16.98 |
| 2016 | Specialty Medicine | 26 | 17 | 18 | 14 | 69.23 | 65.38 | 53.85 |

Usage By Collection



All Reports Overview

| Material Type | Platform | 2016 | | | 2017 | | |
|--------------------|-------------------------------------|------------------|--------------|-------------------|-------------------|--------------|---|
| | | Total Usage | Title Count | Average Title Use | Total Usage | Title Count | Average Title Use   |
| Grand Total | | 9,762,864 | 1,081 | 9,031 | 11,031,243 | 1,089 | 10,130 |
| DB | OvidSP | 2,571,115 | 20 | 128,556 | 5,282,317 | 23 | 229,666 |
| | OvidMD | 10,519 | 3 | 3,506 | 13,238 | 3 | 4,413 |
| | Ovid | 2,113,636 | 21 | 100,649 | | | |
| Platform | OvidSP | 2,589,420 | 51 | 50,773 | 5,307,851 | 45 | 117,952 |
| | OvidMD | 10,519 | 9 | 1,169 | 13,232 | 9 | 1,470 |
| | Ovid | 2,114,435 | 64 | 33,038 | | | |
| Journal YOP | OvidSP | 39,298 | 448 | 88 | 130,638 | 532 | 246 |
| | Ovid | 142,883 | 516 | 277 | 79,872 | 482 | 166 |
| | Ovid Insights | | | | 2,353 | 199 | 12 |
| | OvidMD | 61 | 34 | 2 | 949 | 140 | 7 |
| | Ovid Insights and Ovid Web Services | | | | 20 | 17 | 1 |
| Journal | OvidSP | 115,466 | 500 | 231 | 130,630 | 530 | 246 |
| | Ovid Insights | | | | 2,353 | 199 | 12 |
| | OvidMD | 654 | 121 | 5 | 949 | 140 | 7 |
| | Ovid Insights and Ovid Web Services | | | | 20 | 17 | 1 |
| | Ovid | 28,525 | 423 | 67 | | | |
| Journal Archive | OvidSP | 15,724 | 268 | 59 | 21,853 | 281 | 78 |
| | Ovid Insights | | | | 144 | 51 | 3 |
| | OvidMD | 85 | 44 | 2 | 72 | 40 | 2 |
| | Ovid | 4,087 | 228 | 18 | | | |
| Journal (html) | OvidSP | | | | 17,978 | 385 | 47 |
| | OvidMD | | | | 113 | 45 | 3 |
| Journal (pdf) | OvidSP | | | | 15,552 | 433 | 36 |
| | Ovid Insights | | | | 2,353 | 199 | 12 |
| | OvidMD | | | | 82 | 32 | 3 |
| | Ovid Insights and Ovid Web Services | | | | 20 | 17 | 1 |
| Book Report 1 | OvidSP | 4,717 | 338 | 14 | 8,160 | 425 | 19 |
| | OvidMD | 449 | 98 | 5 | 494 | 142 | 3 |
| | Ovid | 1,271 | 213 | 6 | | | |

What we achieved

Collecting usage stats from over 85% of our vendors

Gaining overall understanding of usage

Building usage trending over the years

Establishing more efficient renewal process

Demonstrating value and transparency

Finding data duplication

Shaping services

Making budget savings

Introducing better planning

Possible Improvements

Using generic contact e-mail

Involve more people in establishment

Introducing the dashboard earlier



Future

Additional detailed, efficient and broader data collection

Numerous, various and accurate analyses

More objective, evidence-based decision making
established on facts

Further improvement in E-Resources Evaluation Framework

Predictive indicators for budget planning

“People have stars, but they are not the same. For travellers, the stars are guides. For other people, they are nothing but tiny lights. And for still others, for scholars, they are problems. For my businessman, they were gold.” – The Little Prince by Antoine de Saint-Exupéry



Contact email: a.petrovic@auckland.ac.nz