



# Primo Analytics

ANZREG Best Practice Day  
May 24<sup>th</sup> 2017

Rachel Salby  
[r.salby@latrobe.edu.au](mailto:r.salby@latrobe.edu.au)

# Google

what are our users searching for



Google Search

I'm Feeling Lucky

## Expanded examination of top results

Popular searches over past six months

Search String	Searches	Results	Approx number of words	Phrase search	Boolean logic	Course code?	Citation?
professional identity	1,888	662,407	2	No	No	No	No
aboriginal tribes of port lincoln in south australia	1,128	206	8	No	No	No	No
understanding nutrition	1,046	234,939	2	No	No	No	No
the case for improving u.s. computer science education	945	105,237	8	No	No	No	No
gambling and violence	927	40,235	3	No	Maybe	No	No
systems thinking	786	1,351,271	2	No	No	No	No
mims online	780	22,367	2	No	No	No	No
rob laird mri	739	119	3	No	No	No	No
dsm 5	715	254,080	2	No	No	No	No
clinical reasoning for manual therapists	692	72	5	No	No	No	No
schizophrenia	658	489,661	1	No	No	No	No
"creating health and health promoting hospitals: a worthy challenge for the twenty-first century"	637	1	13	Yes	Maybe	No	No
mcgurk effect	561	10,034	2	No	No	No	No
diagnostic and statistical manual of mental disorders	559	148,785	7	No	Maybe	No	No
staging the new berlin: place marketing and the politics of urban reinvention post-1989	552	20	13	No	Maybe	No	No
motivational interviewing	523	37,539	2	No	No	No	No
general organic timberlake	519	3	3	No	No	No	No
define gambling	510	31,684	2	No	No	No	No
ibis world	487	39,205	2	No	No	No	No
individual determinants of health	486	250,212	4	No	No	No	No
human resource management	484	878,698	3	No	No	No	No



Coca-Cola

zero.

ZERO CALORIE COLA 2 LITER 67.6 FL OZ (2 QT 3.6 FL OZ)

0 CALORIES PER 12 FL OZ SERVING

3.6 FL OZ

## Expanded examination of zero results

Most common zero result searches in past six months

Search String	Searches	No of words	Phrase search?	Boolean logic?	Course code?	Citation?
HBS2APB	119	1	No	No	Yes	No
Heather Christine Freegard / Ch. 1, What is a health professional?	118	11	No	No	No	No
,Finding and developing employee talent at Deloitte (case study)	67	9	No	Maybe	No	No
According to Fred E. Fiedler's contingency model (FCM) (see SA 13:5/65B6771)	54	8	No	No	No	No
American Academy of Pediatrics Committee on Adolescence	47	6	No	No	No	No
Francine Patterson / The Case for the Personhood of Gorillas	46	9	No	No	No	No
,Understanding the Australian health care system	45	6	No	No	No	No
,Ch. 10	38	2	No	No	Yes	No
Macedo L.G. Maher C.G. Latimer J.	37	10	No	No	No	No
C Wright-Mills / Private troubles, public issues	36	7	No	No	No	No
atkins Prue	33	2	No	No	No	No
Browder George perpetrator character and motivation: An emerging consensus	32	9	No	Maybe	No	No
Mary Parker Follett / ch. 1, Constructive Conflict	31	8	No	No	No	No
,Peeling	27	2	No	No	No	No
Search the library for journal titles or articles...	27	7	No	Maybe	No	No
The Role of Contexts in the Mathematics Classroom: Do They Make Mathematics More "Real"?	25	13	Yes	No	No	No
isabel mcbryde 1985	25	3	No	No	No	No
knowledge	25	1	No	No	No	No
Chambrone L	24	2	No	No	No	No
Liamputtong	24	1	No	No	No	No
Price-Robertson.bromfield	24	2	No	No	No	No



## No of words - popular and zero searches



### Popular searches

No of words	Searches	Searches
1	72,933	34.6%
2	30,885	14.7%
3	22,800	10.8%
4	17,452	8.3%
5	9,716	4.6%
6	10,220	4.9%
7	7,800	3.7%
8	6,112	2.9%
9	6,645	3.2%
10	4,804	2.3%
More than 10	21,236	10.1%
<b>Grand Total</b>	<b>210,603</b>	<b>100.0%</b>

### Zero results

No of words	Searches	Searches
1	24,269	29.3%
2	7,856	9.5%
3	7,379	8.9%
4	6,564	7.9%
5	5,481	6.6%
6	4,865	5.9%
7	4,105	5.0%
8	3,375	4.1%
9	2,664	3.2%
10	2,650	3.2%
More than 10 words	13,635	16.5%
<b>Grand Total</b>	<b>82,861</b>	<b>100.0%</b>

**Bio101.**



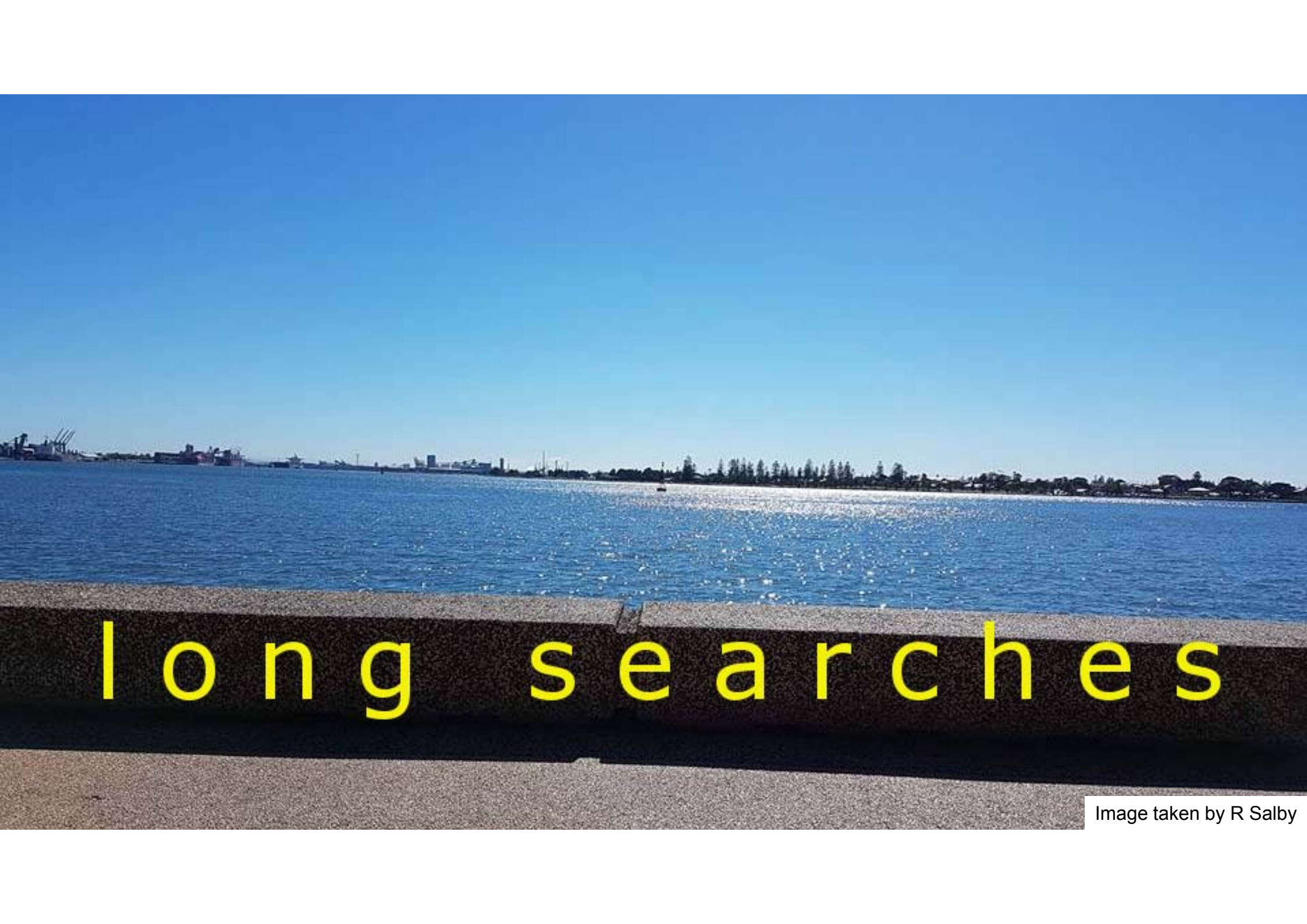
[https://en.wikipedia.org/wiki/Course\\_\(education\)](https://en.wikipedia.org/wiki/Course_(education))

## Expanded examination of zero results

Most common one word zero result searches in past six months

Search String	Searches	No of words	Phrase search?	Boolean logic?	Course code?	Citation?
HBS2APB	119	1	No	No	Yes	No
Liamputtong	24	1	No	No	No	No
b2242087?	19	1	No	No	No	No
ACC3GRM	17	1	No	No	Yes	No
CSE3OAD	15	1	No	No	Yes	No
)	14	1	No	No	No	No
EXS2MCL	13	1	No	No	Yes	No
9781506311166	12	1	No	No	No	No
BUS5SBF	12	1	No	No	Yes	No
CSE3OSA	12	1	No	No	Yes	No
10.1103/PhysRevLett.107.175501	10	1	No	No	No	No
BUS5IAF	9	1	No	No	Yes	No
STM2PM	9	1	No	No	No	No
1578082439	8	1	No	No	No	No
21239166590002146	8	1	No	No	No	No
HBS2IAI	8	1	No	No	Yes	No
HCS3TAC	8	1	No	No	Yes	No
MGT2EMR	8	1	No	No	Yes	No
http://ebookcentral.proquest.com.ez.library.latrobe.edu.au/lib/latrobe/reader.action?docID=667933	8	1	No	No	No	No
1843540347	7	1	No	No	No	No
9972783802146	7	1	No	No	No	No
DRGs	7	1	No	No	No	No
ELE4DES	7	1	No	No	Yes	No
EXS3AEB	7	1	No	No	Yes	No
PMbok	7	1	No	No	No	No
.)	6	1	No	No	No	No
99114586202146	6	1	No	No	No	No
99128689502146	6	1	No	No	No	No
<a href="http://ez.library.latrobe.edu.au/login?url=http://search.ebscohost.com/login.aspx?direct=true	6	1	Yes	No	No	No





long searches

Image taken by R Salby

### Expanded examination of zero results

Most common ten or more word zero result searches in past six months

Search String	Searches	No of words	Phrase search?	Boolean logic?	Course code?	Citation?
Heather Christine Freegard / Ch. 1, What is a health professional?	118	11	No	No	No	No
Macedo L.G. Maher C.G. Latimer J.	37	10	No	No	No	No
The Role of Contexts in the Mathematics Classroom: Do They Make Mathematics More "Real"?	25	13	Yes	No	No	No
"recommender system" OR "recommender systems" OR "recommendation system" OR "recommendation systems", "health" OR "doctor" OR "patient" OR "hospital" OR "practitioner" OR "disease" OR "physician" OR "clinic" OR "medical" OR "treatment" OR "medicine" OR "specialist" OR " check in" OR "admission" OR "admit" OR "medicine" OR "drug" OR "operation" OR "surgery"	19	52	Yes	Maybe	No	No
Michael O'Brien / Ch.6 Social work, poverty and disadvantage.	16	10	No	Maybe	No	No
Traditional Chinese concepts of mental health: The implications for multi-cultural professional counselling practice	14	12	No	No	No	No
Staging the New Berlin: Place marketing and the politics of urban reinvention post-1989	12	12	No	Maybe	No	No
Ch.5 Gender and Genre in Wuthering Heights: Gothic Plot and Domestic Fiction	11	11	No	Maybe	No	No
Introduction to International Criminal Law and Procedure 3rd ed (Cambridge 2014	11	12	No	Maybe	No	No
Stephanie Coontz / From yoke mates to soul mates: emergence of the love match and the male provider marriage in Marriage, a history: from obedience to intimacy or how love conquered marriage	11	32	No	Maybe	No	No
Beyond the dmft : The Human and Economic Cost of Early Childhood Caries	10	12	No	Maybe	No	No
Chalmers, A. F. / Deriving theories from the facts: induction	10	10	No	No	No	No
Chapter 1, parts 1-3 in Law essentials: foundations in Australian law	10	11	No	No	No	No
Comparison of general exercise motor control exercise and spinal manipulative therapy for chronic low back pain: A randomized trial.	10	19	No	Maybe	No	No
Familial phosphofructokinase deficiency is associated with a disturbed calcium homeostasis in erythrocytes	10	11	No	No	No	No
Taylor, Nicholas Frank / Therapeutic exercise guidelines for the rehabilitation of older people following fracture	10	15	No	No	No	No
Access to the complete full text This is a short preview of the document. Your library or institution may give you access to the complete full text for this document in ProQuest. Connect to ProQuest Once connected	9	37	No	Maybe	No	No
Gradener H. Rundek T. Markert M. Wright C.B. Elkind M.S.V.	9	18	No	No	No	No
Is dietary counselling effective in increasing dietary calcium protein and energy intake in patients with osteoporotic fractures ? A randomized controlled clinical trial	9	23	No	Maybe	No	No
Noel Pearson()Chapter 11 Mabo: towards respecting equality and difference Noel Pearson. Gillian Cowshaw	9	12	No	Maybe	No	No
O'Brien P. E. Sawyer S. M. Laurie C. Brown W. A. Skinner S. Veit F. Paul E. Burton P. R. McGrice M. Anderson M.	9	42	No	No	No	No
Search the library for books articles ebooks and more...	9	10	No	Maybe	No	No
"Postcolonial guilt and national identity: Historic injustice and the Australian settler state.	9	11	No	Maybe	No	No
"Creating health and health promoting hospitals: a worthy challenge for the twenty-first century"	8	13	Yes	Maybe	No	No

the evolution of management thought 6th edition

All resources

Search

Advanced Search

Personalize your results

Edit

Search beyond our collection

Show Only

- Full Text Online (13)
- Peer-reviewed (9)
- Physical items in the Library (1)
- More options

Resource Type

- Reviews (6)
- Articles (5)
- Newspaper Articles (3)
- Books (1)
- More options

Date

From To Refine

1973 2013

- 2005 To 2009 (6)
- Before 1986 (3)
- 1986 To 1994 (2)
- After 2000 (2)

Show Hot Articles

Results 1 - 10 of 14 for All resources

Sorted by: Relevance



**The Evolution of Management Thought**  
 Fertig, J  
 Academy Of Management Learning & Education, 2011 Jun, Vol.10(2), pp.353-354 [Peer Reviewed Journal]  
 Full text available

View Online Details



**The evolution of management thought**  
 Daniel A. Wren | Arthur G Bedeian; Daniel A Wren  
 Multiple versions found  
 To view, click on the title or the link to the right



**The Evolution of Management Thought, 6th Edition**  
 M2 Presswire, March 20, 2009  
 new report "The Evolution of Management Thought, 6th Edition" to their offering. The sixth edition of author Daniel Wren's classic text provides a...

Full text available

View Online Details



**The Evolution of Management Thought, 6th Edition**  
 Science Letter, April 7, 2009, p.4010  
 s new report "The Evolution of Management Thought, 6th Edition&... Every chapter in the sixth edition of The Evolution of Management...

Full text available

View Online Details



**Research and Markets: The Evolution of Management Thought, 6th Edition**  
 Business Wire, March 20, 2009  
 management. This text traces the evolution of management thought from its earliest... and Sons Ltd's new report "The Evolution of Management Thought, 6th

evolution of management thought

Narrow my results

Search beyond our collection

Sort by Relevance

Show Only

- Full Text Online (356,814)
- Peer-reviewed (235,892)
- Physical items in the... (18)

Resource Type

- Articles (286,630)
- reviews (38,294)
- newspaper\_artic... (27,404)
- books (17,885)
- conference\_proc... (10,890)

PAGE 1

PAGE 1356,918 Results

Save query



MULTIPLE VERSIONS  
**The evolution of management thought**  
 Daniel A. Wren | Arthur G Bedeian; Daniel A Wren  
 3 versions of this record exist. See all versions



REVIEW / multiple sources exist. see all  
**The Evolution of Management Thought**  
 Fertig, Jason  
 Academy of Management Learning & Education, Journal]

Full text available



ARTICLE / multiple sources exist. see all  
**The evolution of management thought**  
 Long Range Planning, 1995, Vol.28(2), pp.147-14  
 " of Management Thought, DANIEL A. WREN, Thought, DANIEL A. WREN, Wiley (1994), 466 p

Full text available

Old vs New



		Click on availability statement		Click on title		Details tab		Display FRBR versions		Display Primo Central versions		Display full record		GetIt Link 1		Go to My Account		Next page		Sign-in		Sign-out	
UI	Month (short desc)	Actions	Percent	Actions	Percent	Actions	Percent	Actions	Percent	Actions	Percent	Actions	Percent	Actions	Percent	Actions	Percent	Actions	Percent	Actions	Percent	Actions	Percent
Previous UI	Sep 2016			298,061	27.3%	37,480	3.4%	26,220	2.4%	1,440	0.1%	123	0.0%	107,980	9.9%	5,892	0.5%	60,978	5.6%	2,099	0.2%	392	0.0%
	Oct 2016			313,231	28.0%	39,644	3.5%	23,249	2.1%	1,263	0.1%	157	0.0%	108,097	9.6%	1,030	0.1%	60,811	5.4%	1,988	0.2%	360	0.0%
	Nov 2016			96,171	25.4%	14,702	3.9%	9,224	2.4%	711	0.2%	46	0.0%	40,964	10.8%	691	0.2%	23,875	6.3%	1,092	0.3%	271	0.1%
Previous UI to New UI Changeover	Dec 2016			30,982	14.8%	4,586	2.2%	2,984	1.4%	1,520	0.7%	19	0.0%	12,647	6.1%	1,337	0.6%	17,528	8.4%	2,353	1.1%	289	0.1%
Primo New UI	Jan 2017	17,062	5.0%	729	0.2%	210	0.1%	401	0.1%	3,952	1.2%	1	0.0%	593	0.2%	801	0.2%	38,909	11.4%	7,157	2.1%	683	0.2%
	Feb 2017	43,202	8.7%	1,311	0.3%	280	0.1%	905	0.2%	7,110	1.4%	97,281	19.6%	743	0.1%	1,259	0.3%	29,694	6.0%	12,678	2.5%	990	0.2%
	Mar 2017	100,826	7.7%	3,055	0.2%	539	0.0%	2,016	0.2%	13,989	1.1%	322,670	24.7%	1,644	0.1%	2,599	0.2%	76,560	5.9%	34,922	2.7%	1,808	0.1%
	Apr 2017	117,287	7.9%	1,701	0.1%	308	0.0%	715	0.0%	11,532	0.8%	359,638	24.1%	1,033	0.1%	2,076	0.1%	97,365	6.5%	34,682	2.3%	1,240	0.1%
	May 2017	90,614	8.1%	1,249	0.1%	236	0.0%	548	0.0%	7,966	0.7%	260,979	23.2%	1,209	0.1%	1,629	0.1%	68,902	6.1%	26,844	2.4%	939	0.1%

Search Scope: All resources ▼

Any field ▼ contains ▼ **advanced search**

---

AND ▼ Any field ▼ contains ▼

---

+ ADD A NEW LINE

 CLEAR

Material Type

All items ▼

---

Language

Any language ▼

---

Publication Date

Any year ▼

---

→ Any field *contains* **advanced search**

 **SEARCH**

## Advanced Search

UI	Month	Advanced search		Basic search	
		Actions	Percentage	Actions	Percentage
Previous UI	May 2016	16,964	3.3%	502,907	96.7%
	Jun 2016	6,609	3.2%	197,763	96.8%
	Jul 2016	6,865	4.1%	161,588	95.9%
	Aug 2016	14,373	3.3%	415,492	96.7%
	Sep 2016	13,580	3.1%	427,673	96.9%
	Oct 2016	13,086	2.8%	449,515	97.2%
	Nov 2016	5,923	3.9%	147,122	96.1%
Previous UI to New UI Changeover	Dec 2016	3,537	3.1%	109,847	96.9%
Primo New UI	Jan 2017	5,619	2.3%	237,524	97.7%
	Feb 2017	8,783	3.6%	232,707	96.4%
	Mar 2017	25,296	4.5%	536,828	95.5%
	Apr 2017	24,819	3.7%	649,914	96.3%
	May 2017	15,687	3.5%	434,479	96.5%

# *Peer-reviewed journals*

<https://pixabay.com/en/fisherman-fishing-port-fish-sport-2200559/>



<https://americanlibrariesmagazine.org/2017/01/03/library-cats-leave-some-sneezing-others-feline-fine/>



## Top-level facet filtering

UI	Month (short desc)	Total sessions	Using Available in the library filter	Percentage	Using Peer Reviewed Journals filter	Percentage
Previous UI	May 2016	495,785	925	0.19%	10,543	2.13%
	Jun 2016	217,892	478	0.22%	2,268	1.04%
	Jul 2016	205,749	485	0.24%	1,715	0.83%
	Aug 2016	496,604	836	0.17%	9,949	2.00%
	Sep 2016	495,634	778	0.16%	10,256	2.07%
	Oct 2016	515,659	750	0.15%	10,212	1.98%
	Nov 2016	183,263	378	0.21%	1,529	0.83%
Previous UI to New UI Changeover	Dec 2016	109,238	147	0.13%	505	0.46%
Primo New UI	Jan 2017	185,699	6	0.00%	1	0.00%
	Feb 2017	265,071	729	0.28%	1,916	0.72%
	Mar 2017	665,654	1,705	0.26%	11,189	1.68%
	Apr 2017	720,298	1,243	0.17%	16,737	2.32%
	May 2017	559,269	995	0.18%	11,029	1.97%



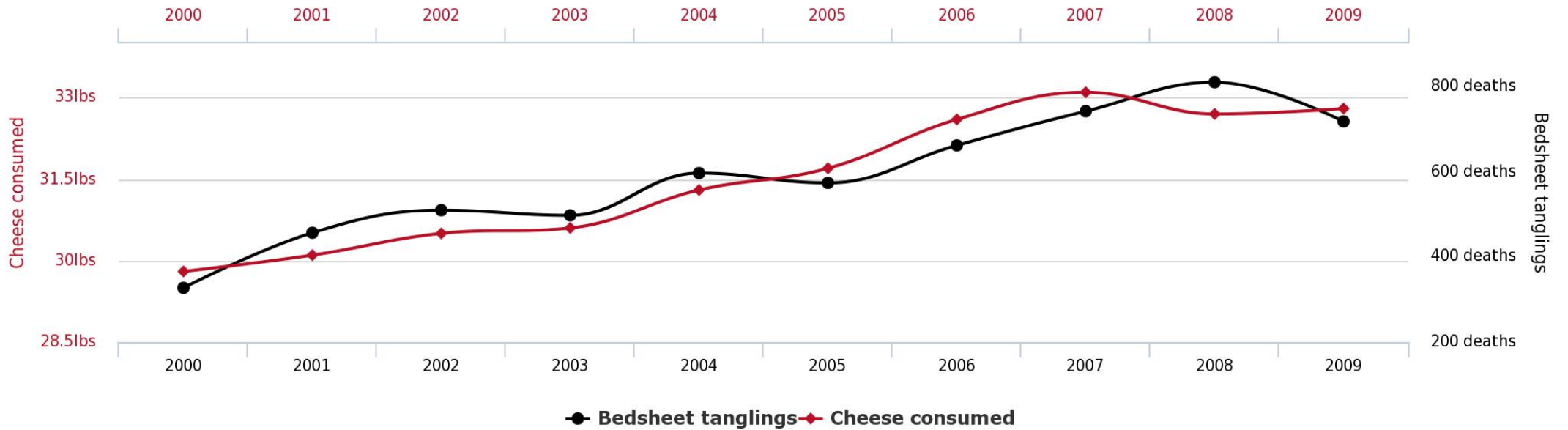
## Recency / date filters

UI	Month (short desc)	Total sessions	Using Sort by date	Percentage	Using Date Slider	Percentage
Previous UI	May 2016	488,470	380	0.00%	5,898	1.21%
	Jun 2016	215,163	186	0.00%	1,483	0.69%
	Jul 2016	204,155	224	0.00%	1,160	0.57%
	Aug 2016	490,872	431	0.00%	4,930	1.00%
	Sep 2016	488,616	415	0.00%	6,064	1.24%
	Oct 2016	508,577	420	0.00%	5,034	0.99%
	Nov 2016	181,430	240	0.00%	1,360	0.75%
Previous UI to New UI Changeover	Dec 2016	105,598	115	0.00%	452	0.43%
Primo New UI	Jan 2017	180,276	216	0.00%	22	0.01%
	Feb 2017	264,987	289	0.00%	1,235	0.47%
	Mar 2017	665,528	703	0.00%	5,114	0.77%
	Apr 2017	720,166	705	0.00%	6,242	0.87%
	May 2017	557,348	498	0.00%	4,281	0.77%

# Per capita cheese consumption


correlates with

## Number of people who died by becoming tangled in their bedsheets



tylervigen.com

<http://www.tylervigen.com/spurious-correlations>





		BlackBerry		Chrome		Chromium		Epiphany		Firefox		MSIE		Mozilla		Netscape		Opera		Safari		Silk		Unknown	
UI	Month (short desc)	Sessions	Sessions	Sessions	Sessions	Sessions	Sessions	Sessions	Sessions	Sessions	Sessions	Sessions	Sessions	Sessions	Sessions	Sessions	Sessions	Sessions	Sessions	Sessions	Sessions	Sessions	Sessions	Sessions	Sessions
Previous UI	May 2016			32,175	56.7%	21	0.0%			7,797	13.8%	5,500	9.7%					104	0.2%	11,107	19.6%				
	Jun 2016			48,561	54.2%	65	0.1%			14,555	16.2%	9,532	10.6%					186	0.2%	16,772	18.7%	2	0.0%		
	Jul 2016			35,774	50.2%	46	0.1%			13,035	18.3%	8,807	12.4%					139	0.2%	13,462	18.9%	1	0.0%		
	Aug 2016	2	0.0%	96,668	56.0%	30	0.0%			24,674	14.3%	16,295	9.4%					491	0.3%	34,389	19.9%	2	0.0%		
	Sep 2016			100,996	58.3%	25	0.0%			23,374	13.5%	14,222	8.2%			1	0.0%	470	0.3%	34,138	19.7%	3	0.0%	2	0.0%
	Oct 2016			112,176	60.2%	25	0.0%			23,849	12.8%	14,143	7.6%					376	0.2%	35,726	19.2%				
	Nov 2016	1	0.0%	35,873	54.3%					11,505	17.4%	7,295	11.1%					140	0.2%	11,195	17.0%	2	0.0%		
Previous UI to New UI Changeover	Dec 2016			31,125	56.6%	3	0.0%			10,958	19.9%	4,768	8.7%	3	0.0%			367	0.7%	7,740	14.1%	1	0.0%		
Primo New UI	Jan 2017	1	0.0%	71,893	60.0%	161	0.1%			24,671	20.6%	8,048	6.7%	7	0.0%			181	0.2%	14,809	12.4%			1	0.0%
	Feb 2017			65,226	51.2%	3	0.0%			31,521	24.7%	8,569	6.7%	2	0.0%			231	0.2%	21,852	17.2%	5	0.0%	1	0.0%
	Mar 2017	1	0.0%	155,492	53.5%	26	0.0%	1	0.0%	55,144	19.0%	17,041	5.9%	5	0.0%			855	0.3%	62,056	21.4%	7	0.0%	1	0.0%
	Apr 2017			173,778	53.8%	19	0.0%	19	0.0%	62,262	19.3%	15,428	4.8%	19	0.0%			822	0.3%	70,662	21.9%	7	0.0%	4	0.0%
	May 2017	1	0.0%	138,052	53.3%	10	0.0%	9	0.0%	53,310	20.6%	10,804	4.2%	2	0.0%			543	0.2%	56,362	21.8%	1	0.0%	6	0.0%

UI	Month (short desc)	Laptop/PC		android		blackberry		ipad		iphone		ipod		wap		winphone	
		No of sessions	Percent	No of sessions	Percent	No of sessions	Percent	No of sessions	Percent	No of sessions	Percent	No of sessions	Percent	No of sessions	Percent	No of sessions	Percent
Previous UI	May 2016	54,359	95.9%	650	1.1%			805	1.4%	877	1.5%	1	0.0%			12	0.0%
	Jun 2016	84,937	94.7%	1,455	1.6%			1,463	1.6%	1,780	2.0%	5	0.0%			33	0.0%
	Jul 2016	66,328	93.1%	1,497	2.1%			1,544	2.2%	1,859	2.6%	1	0.0%			35	0.0%
	Aug 2016	163,172	94.6%	2,793	1.6%	2	0.0%	3,156	1.8%	3,365	2.0%	5	0.0%	1	0.0%	57	0.0%
	Sep 2016	166,537	96.1%	1,972	1.1%			2,445	1.4%	2,238	1.3%	8	0.0%	1	0.0%	30	0.0%
	Oct 2016	179,635	96.4%	2,001	1.1%			2,072	1.1%	2,551	1.4%	5	0.0%	1	0.0%	30	0.0%
	Nov 2016	62,390	94.5%	1,117	1.7%	2	0.0%	987	1.5%	1,449	2.2%					66	0.1%
Previous UI to New UI Changeover	Dec 2016	52,818	96.1%	644	1.2%			797	1.5%	684	1.2%	2	0.0%			20	0.0%
Primo New UI	Jan 2017	117,143	97.8%	825	0.7%	1	0.0%	936	0.8%	843	0.7%	4	0.0%			20	0.0%
	Feb 2017	122,864	96.4%	1,437	1.1%			1,435	1.1%	1,657	1.3%					17	0.0%
	Mar 2017	278,548	95.8%	3,973	1.4%	1	0.0%	3,737	1.3%	4,341	1.5%	4	0.0%			25	0.0%
	Apr 2017	314,458	97.3%	2,637	0.8%			2,938	0.9%	2,977	0.9%	4	0.0%			6	0.0%
	May 2017	252,384	97.4%	2,031	0.8%	1	0.0%	2,158	0.8%	2,506	1.0%	5	0.0%			15	0.0%

UI	Month (short desc)	Android		BlackBerry		Chrome OS		FreeBSD		Linux		Mac		OpenBSD		Unknown		Windows		Windows Phone		iOS	
		No of sessions	Percent	No of sessions	Percent	No of sessions	Percent	No of sessions	Percent	No of sessions	Percent	No of sessions	Percent	No of sessions	Percent	No of sessions	Percent	No of sessions	Percent	No of sessions	Percent	No of sessions	Percent
Previous UI	May 2016	650	1.1%			82	0.1%			117	0.2%	19,659	34.7%					34,501	60.8%	12	0.0%	1,683	3.0%
	Jun 2016	1,455	1.6%			82	0.1%			234	0.3%	28,310	31.6%			1	0.0%	56,310	62.8%	33	0.0%	3,248	3.6%
	Jul 2016	1,497	2.1%			62	0.1%			200	0.3%	20,249	28.4%					45,817	64.3%	35	0.0%	3,404	4.8%
	Aug 2016	2,793	1.6%	2	0.0%	191	0.1%			231	0.1%	57,708	33.4%					105,043	60.9%	57	0.0%	6,526	3.8%
	Sep 2016	1,972	1.1%			210	0.1%	3	0.0%	254	0.1%	60,656	35.0%	1	0.0%	2	0.0%	105,412	60.9%	30	0.0%	4,691	2.7%
	Oct 2016	2,001	1.1%			150	0.1%			275	0.1%	66,630	35.8%			1	0.0%	112,580	60.4%	30	0.0%	4,628	2.5%
	Nov 2016	1,117	1.7%	1	0.0%	37	0.1%			171	0.3%	19,009	28.8%			1	0.0%	43,173	65.4%	66	0.1%	2,436	3.7%
Previous UI to New UI Changeover	Dec 2016	644	1.2%			74	0.1%			163	0.3%	15,113	27.5%					37,468	68.2%	20	0.0%	1,483	2.7%
Primo New UI	Jan 2017	825	0.7%	1	0.0%	26	0.0%	15	0.0%	607	0.5%	36,267	30.3%	9	0.0%	1	0.0%	80,218	67.0%	20	0.0%	1,783	1.5%
	Feb 2017	1,437	1.1%			81	0.1%	1	0.0%	863	0.7%	44,287	34.8%	32	0.0%	1	0.0%	77,599	60.9%	17	0.0%	3,092	2.4%
	Mar 2017	3,973	1.4%	1	0.0%	367	0.1%	3	0.0%	679	0.2%	112,998	38.9%	11	0.0%	2	0.0%	164,488	56.6%	25	0.0%	8,082	2.8%
	Apr 2017	2,637	0.8%			265	0.1%			1,363	0.4%	132,709	41.1%			5	0.0%	180,116	55.8%	6	0.0%	5,919	1.8%
	May 2017	2,031	0.8%	1	0.0%	336	0.1%			532	0.2%	107,486	41.5%	22	0.0%	6	0.0%	144,002	55.6%	15	0.0%	4,669	1.8%





<https://commons.wikimedia.org/wiki/Category:Jenga>

User Group	Previous UI						Previous UI to New UI Changeover		Primo New UI									
	Sep 2016		Oct 2016		Nov 2016		Dec 2016		Jan 2017		Feb 2017		Mar 2017		Apr 2017		May 2017	
	Sessions	Percent	Sessions	Percent	Sessions	Percent	Sessions	Percent	Sessions	Percent	Sessions	Percent	Sessions	Percent	Sessions	Percent	Sessions	Percent
	702	0.0%	624	0.0%	1,280	0.1%	52,493	2.2%	183,364	7.6%	261,014	10.8%	657,364	27.1%	716,183	29.5%	554,381	22.8%
Alumni	434	27.7%	283	18.1%	428	27.3%	331	21.2%	16	1.0%	16	1.0%	34	2.2%	7	0.4%	16	1.0%
Guest	464,483	39.0%	487,937	40.9%	167,681	14.1%	51,799	4.3%	1,998	0.2%	3,395	0.3%	7,204	0.6%	3,480	0.3%	4,355	0.4%
Masters	7,522	40.0%	6,512	34.6%	3,239	17.2%	1,197	6.4%	40	0.2%	96	0.5%	100	0.5%	69	0.4%	45	0.2%
Navitas	142	42.8%	112	33.7%	57	17.2%	18	5.4%					2	0.6%	1	0.3%		
Not Guest	2,772	30.6%	2,094	23.1%	2,725	30.1%	871	9.6%	102	1.1%	132	1.5%	134	1.5%	112	1.2%	118	1.3%
P/Grad	2,116	41.3%	1,726	33.7%	921	18.0%	262	5.1%	20	0.4%	26	0.5%	41	0.8%	3	0.1%	13	0.3%
Staff	2,539	29.8%	2,325	27.3%	2,133	25.0%	1,088	12.8%	84	1.0%	59	0.7%	87	1.0%	103	1.2%	107	1.3%
U/Grad	14,906	40.8%	14,042	38.4%	4,783	13.1%	1,171	3.2%	74	0.2%	332	0.9%	688	1.9%	339	0.9%	234	0.6%
Wodonga TAFE	18	36.7%	4	8.2%	16	32.7%	8	16.3%	1	2.0%	1	2.0%			1	2.0%		

Referrer	Previous UI												Previous UI to New UI Changeover		Primo New UI									
	Jun 2016		Jul 2016		Aug 2016		Sep 2016		Oct 2016		Nov 2016		Dec 2016		Jan 2017		Feb 2017		Mar 2017		Apr 2017		May 2017	
	Sessions	Percentage	Sessions	Percentage	Sessions	Percentage	Sessions	Percentage	Sessions	Percentage	Sessions	Percentage	Sessions	Percentage	Sessions	Percentage	Sessions	Percentage	Sessions	Percentage	Sessions	Percentage	Sessions	Percentage
Find It @ La Trobe	7,683	3.5%	53,936	26.2%	125,392	25.2%	123,594	24.9%	127,994	24.8%	48,860	26.7%	14,823	13.6%	133	0.1%	24	0.0%	53	0.0%	18	0.0%	171	0.0%
Google Scholar	290	0.1%	1,219	0.6%	4,817	1.0%	5,362	1.1%	5,838	1.1%	1,795	1.0%	760	0.7%										
Primo	17,057	7.8%	124,081	60.3%	307,657	62.0%	312,314	63.0%	321,817	62.4%	108,723	59.3%	32,534	29.8%	1,580	0.9%	2,747	1.0%	6,284	0.9%	3,315	0.5%	2,752	0.5%
Talis / LMS	48	0.0%	736	0.4%	861	0.2%	724	0.1%	706	0.1%	422	0.2%	296	0.3%	12	0.0%	41	0.0%	62	0.0%	7	0.0%	258	0.0%






<https://commons.wikimedia.org/wiki/Fences>





VS




<https://commons.wikimedia.org/wiki/Category:Bookshops>







**New Filter** ? ×

Column Month (short desc) 

Operator is equal to / is in ▼

Value ▼  

- Apr 2014
- Apr 2015
- Apr 2016
- Apr 2017
- Aug 2014
- Aug 2015
- Aug 2016

Protect

Convert

Search...|Limited Values|All Values

OK Cancel